




Youth 4-H Online Enrollment: Becoming a Gaston County 4-H Member




Login Email

Password

Sign in

Don't have an account?
Reset password?

STEP 1: Visit <https://v2.4honline.com/#/user/sign-in>.
Click on "Don't have an account?" to create a new account




Create Your Account
Step 1 of 3

Select Your State *required*

Select State

Do you want to sign in instead?

STEP 2: Select Your State:
North Carolina



Create Your Account
Step 1 of 3

Select Your State *required*


North Carolina

Select an Institution

North Carolina 4-H Youth Development

Do you want to sign in instead?

STEP 3: Select an Institution:
North Carolina 4-H Youth Development



Create Your Account
Step 3 of 3

North Carolina 4-H Youth Development

County *required*

Gaston

Email *required*

Confirm Email *required*

Family Name *required*

Mobile Phone Number *required*

Password *required*

Confirm Password *required*

Back Create Account

STEP 4: Select Gaston County and Create your account. Write down your username and password so you do not forget it!

Verify Your Address

Address

Address 2

City

State

Select State

Postal Code


Country

US

Verify

Sign Out.

STEP 5: Verify your Address



Member List

Family Events

Credit Cards

Login History

Email History

Add Member

1 Join a Program

2 Profile

3 About You

4 Select Participation


Which program would you like to join?

4-H

Cancel Next

STEP 6: Select which program you would like to join. 4-H will be listed. Select Next.

Complete the information about the youth. A child must be 5 years old as of January 1 to be in 4-H.



Member List

Family Events

Credit Cards

Login History

Email History

Add Member

1 Join a Program

2 Profile

3 About You

4 Select Participation

How would you like to participate?

I want to join 4-H as a New or Returning 4-H Member

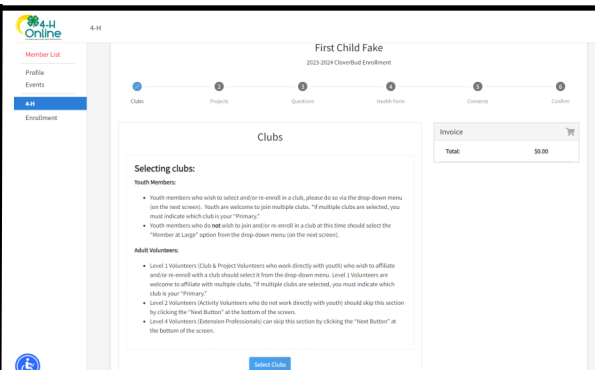
I want to participate in a 4-H activity but I do NOT want to join 4-H at this time.

Back Finish

STEP 7: How would you like to participate?

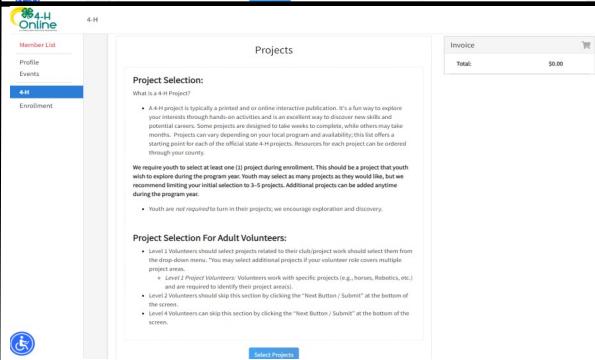
Select "I want to join 4-H as a New or Returning 4-H Member". This will allow your child to participate in ANY 4-H program or activity. All youth are considered 4-H'ers.

The other option is outdated and unfortunately cannot be removed from 4-H Online. Selecting that one will cause your child's profile to be incomplete. Click "Finish"



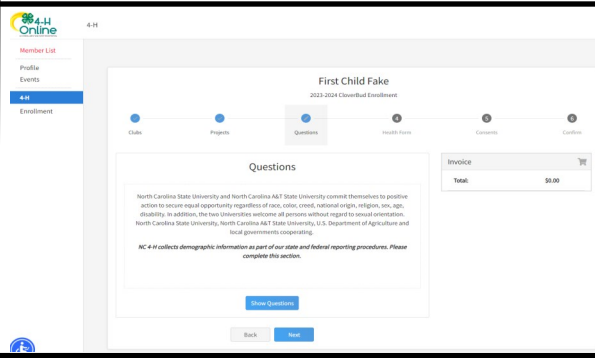
STEP 8: Clubs

Read all the information about Clubs. If you are unsure about joining a club, then sign up as a member at large. Youth registered as a Member at Large can participate in any 4-H program or activity. We can add your child to a club at a later date. Visit <https://gaston.ces.ncsu.edu/4hclubs/> to read more information about the clubs in Gaston County. *Please be careful not to hit the back button as it will take you back to the beginning*



STEP 9: Projects

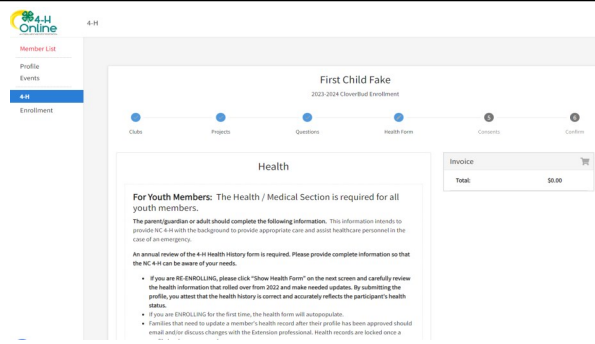
For youth that are new to 4-H, select 4-H New Member Guide. It will list 1 year in that project, it cannot be changed, and it can be left as 1. You may select 1 or 2 additional topics that your child is interested in but it is not a requirement. Click Add and then Next.



STEP 10: Questions

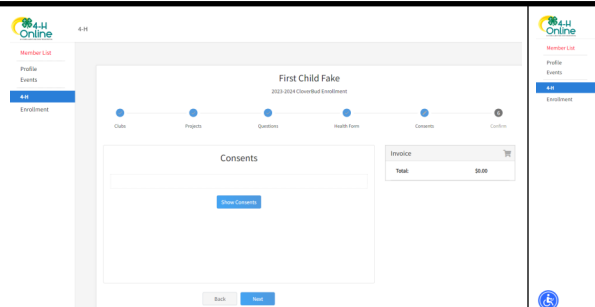
Click on "Show Questions". Be sure to scroll down and answer all questions.

Custody Release: You must add the full name (First & Last Name) of anyone who is allowed to pick up your child from an event. You may list as many people as you wish.



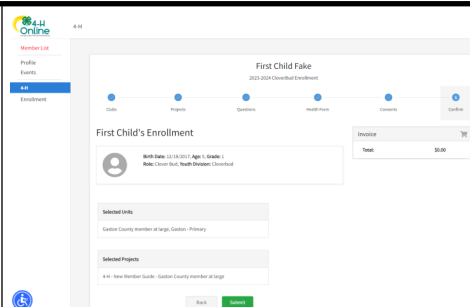
STEP 11: Health

Click on "Show Health Forms" Be sure to scroll down and answer all questions. This is a very important section and is kept private! Only you and the 4-H agent can access this information. You are welcome to call the 4-H Agent, Christie German, if you have any questions, concerns, or would like to discuss any medical requirements for your child at 704-922-2126. *Note: Member Name is the Child*



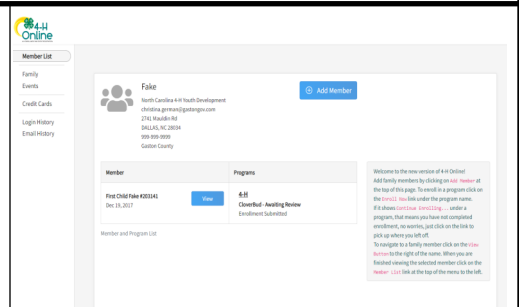
STEP 12: Consents

Click on "Show Consents". Be sure to read all information before agreeing or signing.



STEP 13: Confirm

Check everything and click "Confirm". Once the 4-H Agent has reviewed the profile you will receive an email confirmation of approval.



STEP 14: Add Another Member (optional)

You have completed adding a 4-H member. Click the blue "Add Member" button to add another youth.